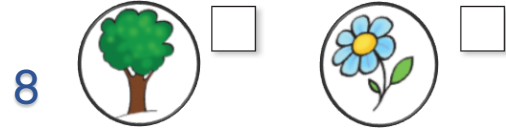
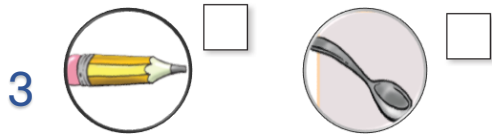
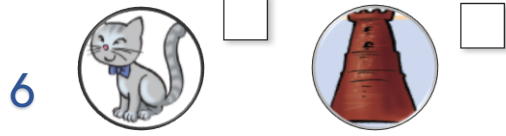
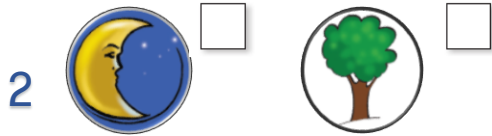
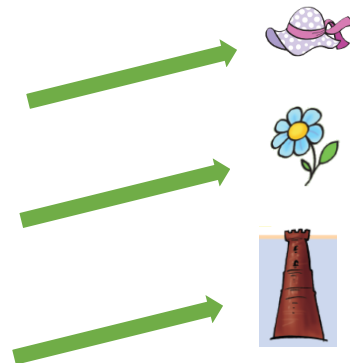





1. Listen to the teacher and tick.



2. Look and say.



3. Look and write 's'. Listen and say the chant.

one car



two car**S**




One bat - two bat**S**
in the plural add **-S**.

a tree



two tree ___



a flower



two flower ___



a cat



two cat ___



a dog



two dog ___



a pencil



two pencil ___



a hat



two hat ___



4. Write. Say the chant.

one car - two _____

one star - two _____



one moon - two _____

one spoon - two _____



one bat - two _____



one hat - two _____

5. Look. Read and circle.

THESE  THOSE 

these / those  these / those 


these / those  these / those 

these / those  these / those 


6. Listen and point. Sing and act out.



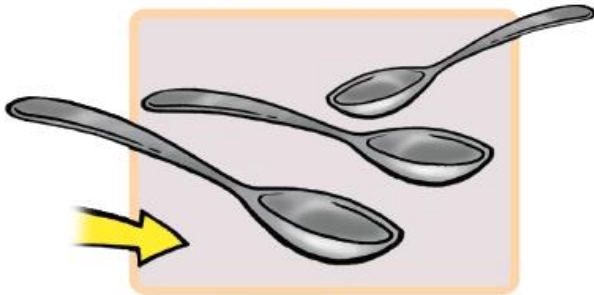
These are near,
Those are far.
Can you see,
Where they are?



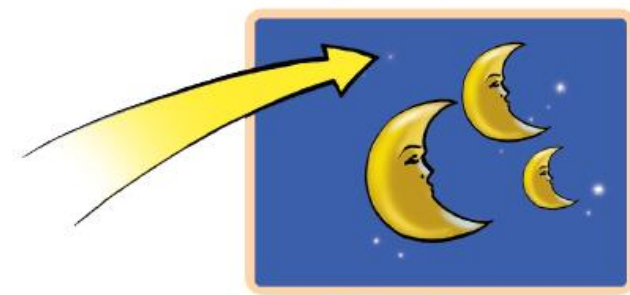
These cars.



Those stars.



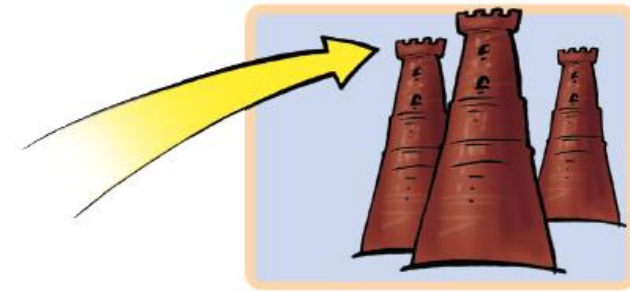
These spoons.



Those moons.




These flowers.



Those towers.





These cats.





Those bats.


7. Complete with *THIS, THAT, THESE* or *THOSE*.


That is a monkey. 


 _____ some bears.


_____ some lions. 

 _____ a hare.


_____ a flower. 


 _____ some bees.


_____ some squirrels. 


 _____ a tree.


8. Complete with *THIS, THAT, THESE* or *THOSE*. Say the chant.


That is a robot. 


 _____ some balls.

 _____ a doll's house with yellow walls.

_____ some aeroplanes. 

 _____ a pram.

_____ a black sheep. 

 _____ a lamb.