



1. Look, read and colour.

one red apple



one yellow kite



one pink flower



two purple slippers



one blue ball



one brown teddy



2. Listen to the teacher and number.



vase



desk



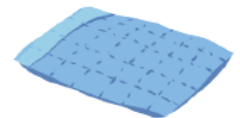
rug



plate




box



quilt

3. Trace the words and draw.



flower

quilt

vase


plate

rug

slippers

4. Draw on your friend's back with your finger.

When he / she guesses, say: *Well done!*



Well done!






5. Look at the pictures and circle the correct words.



in / on



behind / in




under / behind



on / behind



behind / in



in / under



6. Read and match. Then listen to the song and number the pictures.



One teddy under the quilt!



Six apples on the plate!



Two slippers under the rug!



Three kites behind the desk!



Four balls behind the box!



Five flowers in the vase!



7. Read and draw.


one kite in the vase



five apples under the desk



two slippers on the plate



8. Read and mime. In pairs, mime and guess. Say: *Well done!*



kick



pick



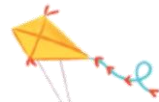
smell



eat



hug



fly





9. Listen to the song. Sing and act out.



Six apples on the plate!



Eat one!



Well done!



Five flowers in the vase!



Pick one!



Well done!



Four balls behind the box!



Kick one!



Well done!



Three kites behind the desk!



Fly one!



Well done!



Two slippers under the rug!



Smell one!



Well done!



One teddy under the quilt!



Hug one!



Well done!



10. Draw and say, eg. *Three balls on the plate.*

